

Accent Marks, Special Characters, Editing Equations

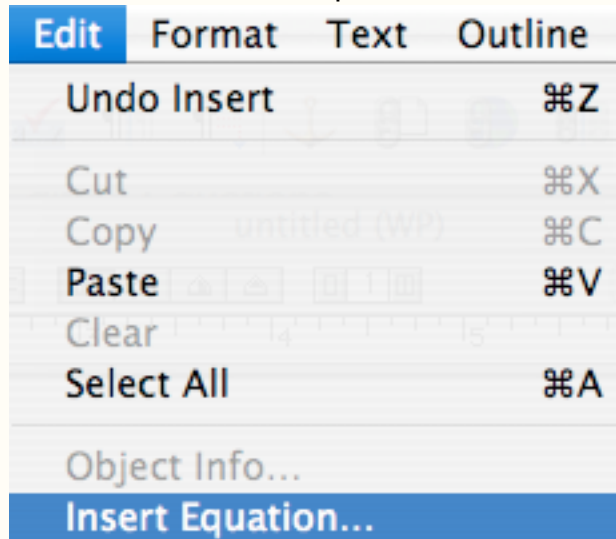
Editing Equations

Using Equation Editor

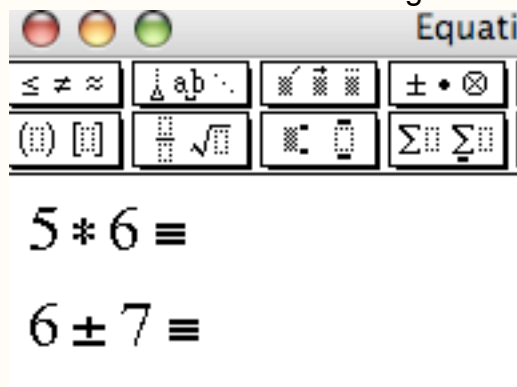
Using AppleWorks



1. Go to Edit, Insert Equation



2. A window will appear from which you can select math symbols. Closing the window will put the equation onto your document. You may want to increase font size when done as it larger in the editor than it appears on screen.



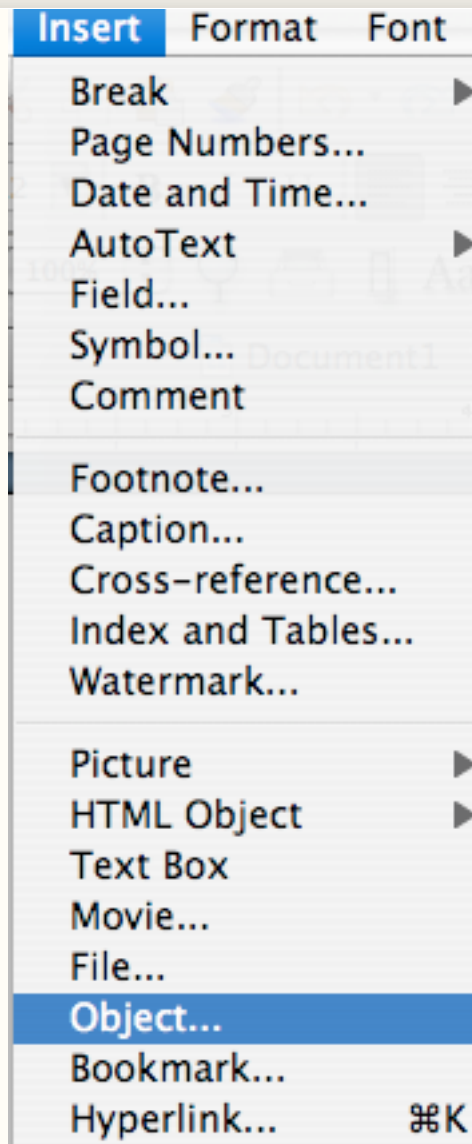
Using MicroSoft Word



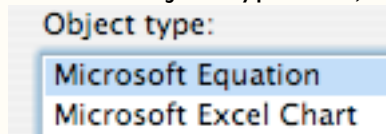
1. On the Insert menu, click Object.

Accent Marks, Special Characters, Editing Equations

Editing Equations



2. In the Object type box, click Microsoft Equation.



3. Click OK.

4. Build the equation by selecting symbols from the Equation toolbar and typing variables and numbers. From the top row of the Equation toolbar, you can choose from more than 150 mathematical symbols. From the bottom row, you can choose from a variety of templates or frameworks that contain symbols such as fractions, integrals, and summations.

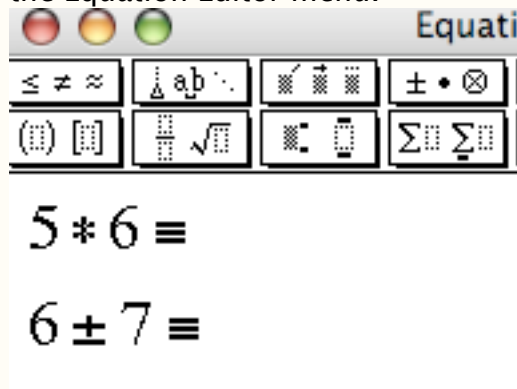
For Help on creating an equation, click Equation Editor Help on the Equation

Accent Marks, Special Characters, Editing Equations

Editing Equations

Editor Help menu.

5. When you are finished creating your equation, click Quit Equation Editor on the Equation Editor menu.

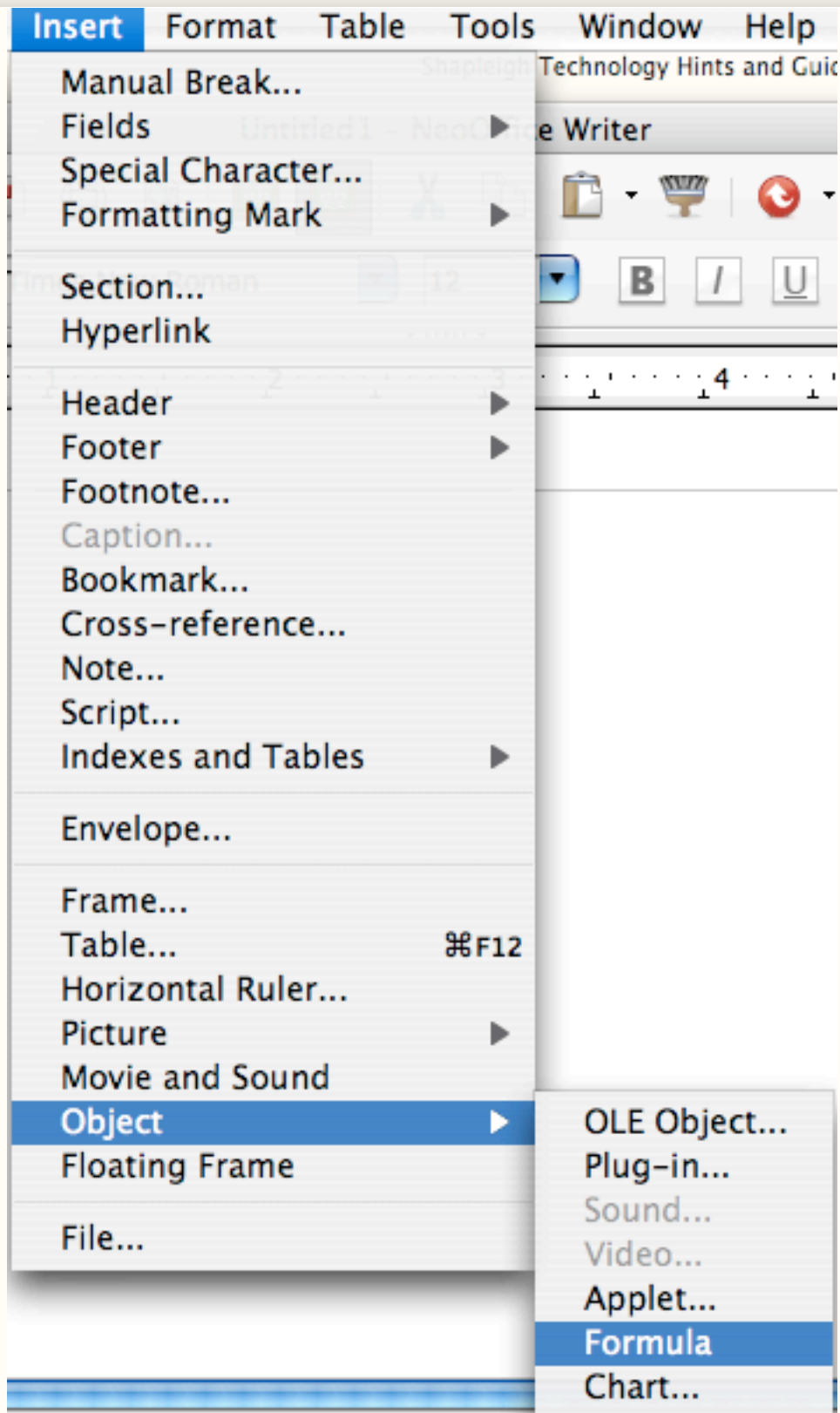


Using NeoOffice



1. On the Insert menu, click Object, Formula.

Accent Marks, Special Characters, Editing Equations
Editing Equations



Accent Marks, Special Characters, Editing Equations

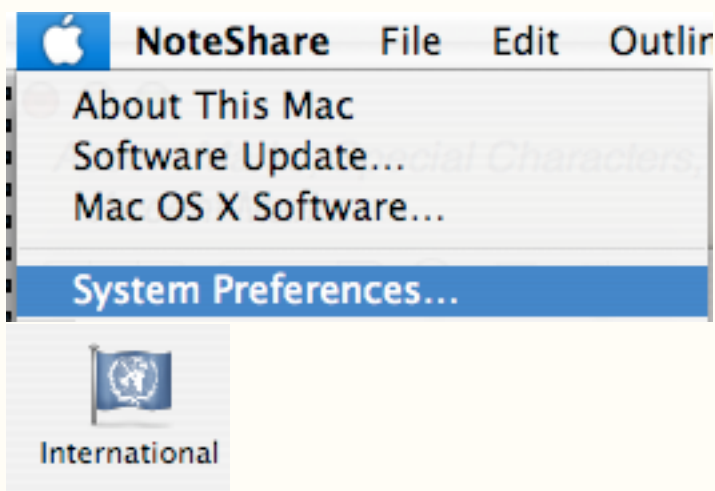
Editing Equations

2. Select formulas from the box that appears. I found this one cumbersome to use and didn't really have success. The formula bar came up the first time but didn't the second time I went to use it.

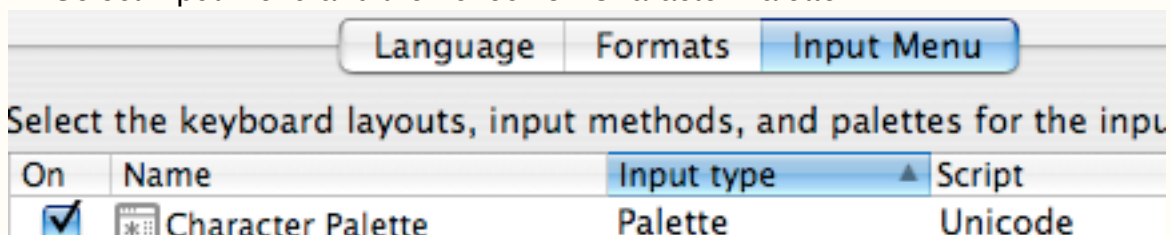
Using Character Palette



1. Go to Apple Menu, System Preferences, International.



2. Select Input Menu and then check on Character Palette.



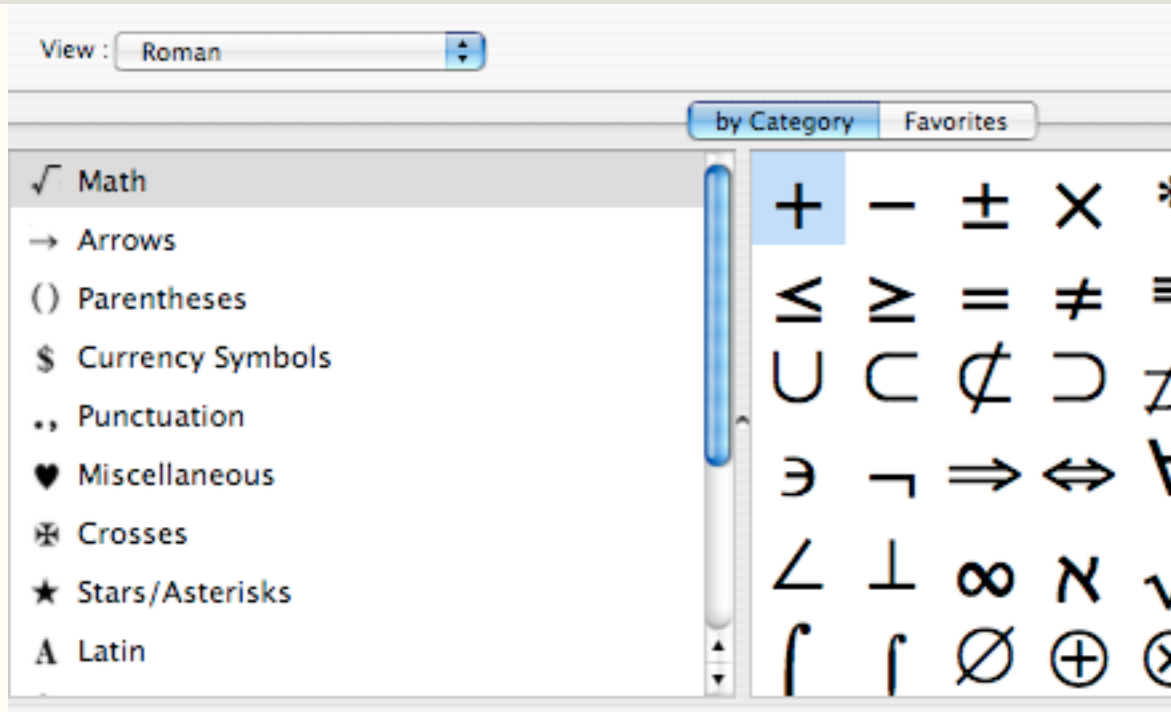
3. A flag shows up in the Finder at the right side of your screen.



4. To use the symbols, click on the flag and select Character Palette.
5. Click on math and drag the symbols to your document.

Accent Marks, Special Characters, Editing Equations

Editing Equations



On certain pieces of software, you can also access the Character Palette through Edit, Special Characters. This will bring up the box as shown above.

Accent Marks, Special Characters, Editing Equations

Editing Equations

